
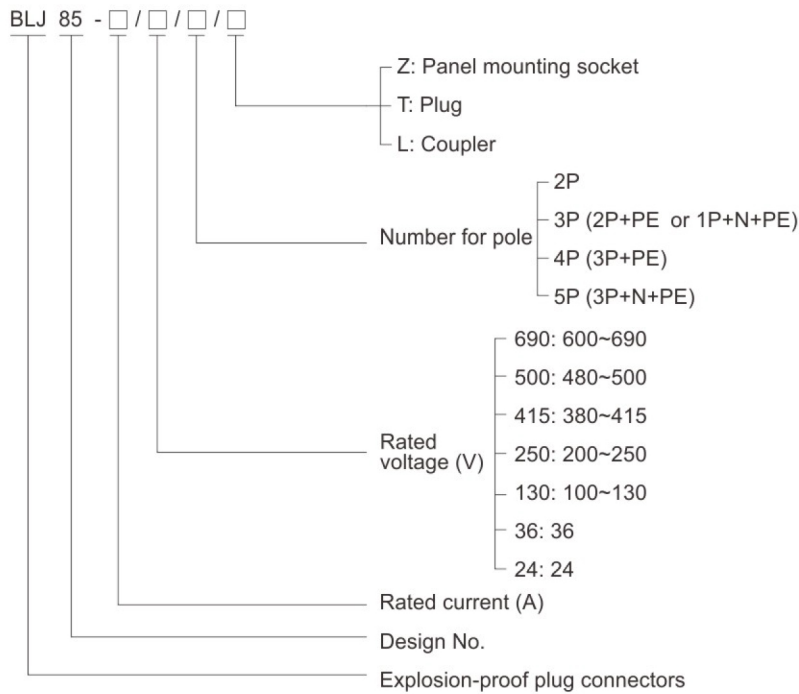


Plug and Sockets BLJ85 Series Explosion-proof Plug Connectors



- ◆ Explosion protection to
 - CENELEC
 - IEC
 - NEC
- ◆ Can be used in
 - Zone 2
 - Zone 21 and Zone 22
 - Class I, Zone 2
 - Class I, Division 2, Groups A, B, C, D
- ◆ 4 enclosure types; 8 current ratings (10A, 16A, 25A, 32A, 63A, 80A, 100A, 125A); 2P, 3P, 4P and 5P.
- ◆ Copper-free Aluminium Alloy enclosure, anodic-oxidation treatment for surface.

■ Catalogue number logic



Zones 2; 21&22

Plug and Sockets

BLJ85 Series Explosion-proof Plug Connectors

Technical data

Explosion-proof plug connectors BLJ85 - □ / □ / □ / □

Explosion protection

Gas explosion protection

⊕ II 3 G Ex ec IIC T6 Gb

Dust explosion protection

⊕ II 2 D Ex tb IIIC T80°C Db IP66

Certificates

IECEx and ATEX (applied for)

Conformity to standards

EN 60079-0, EN 60079-1, EN 60079-7, EN 60079-31

IEC 60079-0, IEC 60079-1, IEC 60079-7, IEC 60079-31

Enclosure material

Copper-free Aluminium Alloy, anodic-oxidation treatment for surface

Exposed fastener

Stainless steel

Rated voltage

AC 380V~415V, 200V~250V, 100V~130V

DC/AC 36V, 24V

Rated current

10A, 16A

Degree of protection

IP66











Ambient temperature

-60°C~+60°C

Cable gland


Standard 1 x M25 x 1.5 cable gland, suitable for cables of $\Phi 9\sim\Phi 14$ (mm)

Selection table

Version	Voltage (V)	Current (A)	Number of pole	Schematic diagram	h	Colour	Ordering code	Weight (kg)
 BLJ85-10/□/□ BLJ85-16/□/□	100~130	10/16	1P+N+PE		4	Yellow	30180	0.30
	200~250	10/16	2P+PE		6	Blue	30181	0.30
	200~250	10/16	3P+PE		6	Red	30182	0.30
	380~415	10/16	3P+PE		9	Blue	30183	0.30
	380~415	10/16	3P+N+PE		6	Red	30184	0.32
	AC36 DC36	10/16	2P		/	White	30185	0.30
	AC36 DC36	10/16	2P+PE		6	White	30186	0.30
	AC24 DC24	10/16	2P		/	Violet	30187	0.30
	AC24 DC24	10/16	2P+PE		6	Violet	30188	0.30



Installation method



Technical data

Explosion-proof plug connectors BLJ85 - □ / □ / □ / □

Explosion protection

Gas explosion protection

⊕ II 3 G Ex ec IIC T6 or T4 Gb

Dust explosion protection

⊕ II 2 D Ex tb IIIC T80°C Db IP66

Certificates

IECEX and ATEX (applied for)

Conformity to standards

EN 60079-0, EN 60079-1, EN 60079-7, EN 60079-31

IEC 60079-0, IEC 60079-1, IEC 60079-7, IEC 60079-31

Enclosure material

Copper-free aluminium Alloy, anodic-oxidation treatment for surface

Exposed fastener

Stainless steel

Rated voltage

AC 600V~690V, 480V~500V, 380V~415V, 200V~250V

Rated current

25A, 32A, 63A, 80A, 100A, 125A

Degree of protection

IP66






















Ambient temperature

-60°C~+40°C (T6), -60°C~+60°C (T4)

Cable gland

25A/32A	63A/80A	100A/125A
Φ 17~Φ 24	Φ 22~Φ 32	Φ 28~Φ 41

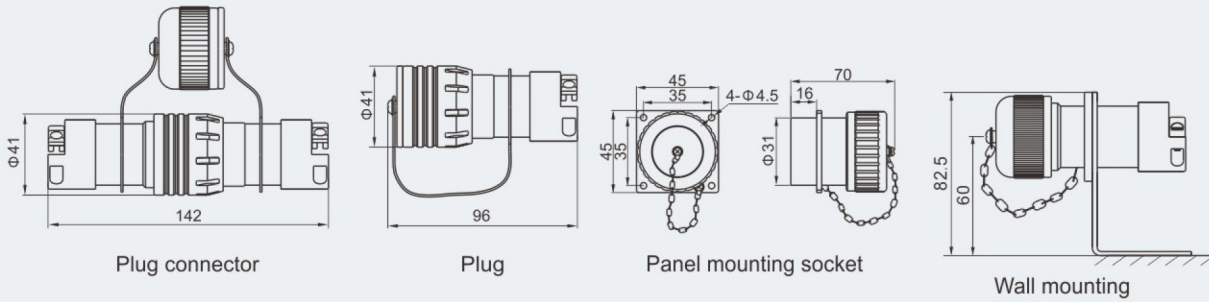
Selection table

Version	Voltage (V)	Current (A)	Number of pole	Schematic diagram	h	Colour	Ordering code	Weight (kg)
BLJ85-25/□/□ BLJ85-32/□/□ 	200~250	25/32	3P+PE		9	Blue	30189	1.10
	200~250	25/32	3P+N+PE		6	Blue	30190	1.20
	380~415	25/32	3P+PE		6	Red	30191	1.10
	380~415	25/32	3P+N+PE		6	Red	30192	1.20
	480~500	25/32	3P+PE		7	Black	30193	1.10
	600~690	25/32	3P+PE		5	Black	30194	1.10
BLJ85-63/□/□ BLJ85-80/□/□ 	200~250	63/80	3P+PE		7	Blue	30195	1.80
	200~250	63/80	3P+N+PE		6	Blue	30196	1.85
	380~415	63/80	3P+PE		6	Red	30197	1.80
	380~415	63/80	3P+N+PE		6	Red	30198	1.85
	480~500	63/80	3P+PE		7	Black	30199	1.80
	600~690	63/80	3P+PE		5	Black	30200	1.80
BLJ85-100/□/□ BLJ85-125/□/□ 	200~250	100/125	3P+PE		7	Blue	30201	2.50
	200~250	100/125	3P+N+PE		6	Blue	30202	2.60
	380~415	100/125	3P+PE		6	Red	30203	2.50
	380~415	100/125	3P+N+PE		6	Red	30204	2.60
	480~500	100/125	3P+PE		7	Black	30205	2.50
	600~690	100/125	3P+PE		5	Black	30206	2.50

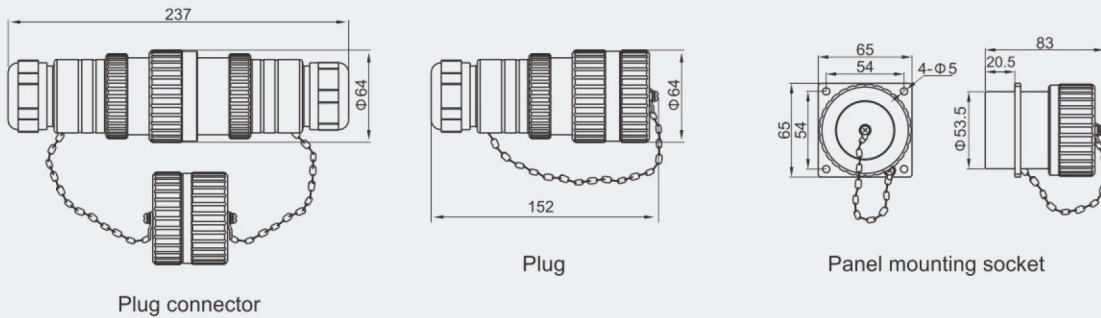


Plug and Sockets BLJ85 Series Explosion-proof Plug Connectors

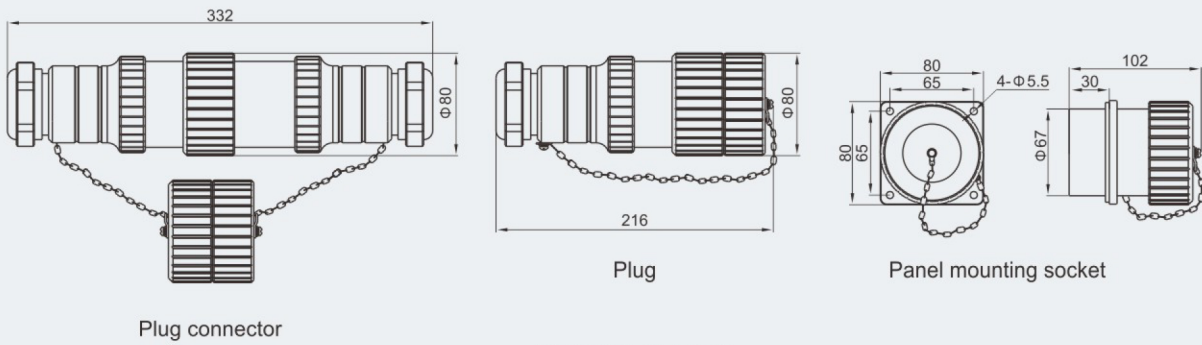
Dimension drawings (all dimensions in mm) - subject to alteration



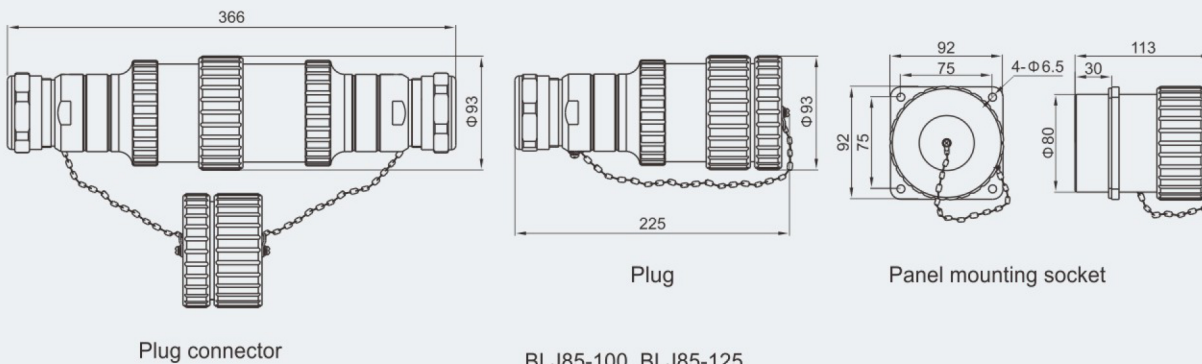
BLJ85-10, BLJ85-16



BLJ85-25, BLJ85-32



BLJ85-63, BLJ85-80



BLJ85-100, BLJ85-125

